



**A Joint Project of over 400 Rotary Districts worldwide**

***2021-23***

# **PARTICIPANT—PART II**

**About Your RLI Program.** The Rotary Leadership Institute (RLI) is a multi-district, grassroots leadership development program of member districts organized into regional divisions throughout the world. It was recommended by the R.I. Board of Directors and strongly endorsed by the Council on Legislation at three of their triennial meetings. RLI conducts a series of quality leadership development courses for potential club officers and all other club members, including those who have recently joined a Rotary Club. The courses emphasize both leadership skills and knowledge of Rotary around the world. All course sessions are completely interactive. RLI believes that leadership education has a positive impact on membership retention by creating enthusiasm and furthering engagement for Rotary. For more information on RLI, see our web site at **www.rotaryleadershipinstitute.org**.

**The RLI Recommended Curriculum.** RLI recommends a curriculum and provides outlines and faculty materials to all its divisions. The curriculum has been continually revised and upgraded over the years. Because of the growth of RLI, it is expected that major revisions will be recommended every four years in order to give divisions a sufficient opportunity to orient their faculty members and to provide translations where necessary. Important changes in Rotary are provided annually to all divisions. All curriculum materials and available translations are posted on the RLI materials web site at **www.rlifiles.com**.

**The RLI Curriculum Committee.** RLI has determined to also hold Curriculum Committee meetings in various parts of the world. The current plan is to meet in the United States in two of each three year period and at one or two various international sites each Rotary year. All RLI Divisions will be given notice of such meetings with a request that RLI Divisions, member Districts/Clubs be requested to send their comments/suggestions to the International RLI officers. Building on actual RLI experiences around the world will enhance the value of RLI courses. **Any RLI Division may send representative(s) to any curriculum committee meeting at any location.**

2021-2023 RLI Curriculum Committee

# RLI Part II – THE CLUB

## TABLE OF CONTENTS

**The Rotary Leadership Institute (RLI)** is a grassroots, multi-district leadership and Rotary development program using facilitation in small groups to engage Rotarians and strengthen clubs.

RLI is a recommended program of Rotary International but is not an official program of Rotary International.

**Our Mission:** The Rotary Leadership Institute is a grassroots, multi-district leadership development program whose mission is to strengthen Rotary clubs through quality leadership education.

### COURSE MATERIALS

Event Agenda, Faculty, Upcoming RLI Events, Division Leadership, and Welcome Letter are included as a supplement to the course materials or online. Outlines and materials are online at [www.rlifiles.com](http://www.rlifiles.com).

	<b>Rotary Opportunities</b>	<b>4</b>
	As I further my Rotary journey, I can explore the many opportunities available within Rotary for personal, community and professional growth and development.	
	<b>Effective Leadership Strategies</b>	<b>13</b>
	As I further my club members in their Rotary journey, I will engage in more complex and skillful use of my leadership skills and seize opportunities to lead.	
	<b>Attracting Members</b>	<b>17</b>
	I can lead and promote my club's reexamination of its distinctive position in my community and the quality of members we attract. I want to work with the best people!	
	<b>Club Communication</b>	<b>21</b>
	I can serve by leading and promoting effective communications to my club's internal and external audiences. Refine and practice your skills.	
	<b>Team Building</b>	<b>287</b>
	I can lead and promote my club's collaboration in effective and motivated groups to accomplish our goals of service. Harness the real power of Rotary clubs and Rotarians!	
	<b>Foundation II: Targeted Service</b>	<b>33</b>
	I can lead and promote my club's participation in unique, significant and targeted service opportunities through our Foundation. Understand the key concepts of Rotary programs!	

Coming Attractions

Last Page

Course Evaluation

Handout

# Rotary Opportunities

As I further my Rotary journey, I can explore the many opportunities available within Rotary for personal, community and professional growth and development



## **Session Goals**

Provide an overview of RI's structured programs

Discuss the benefits of a Global Networking Group to me?

Discuss each program's relation to Rotary's goals and to a Rotarian's Rotary experience

## **Materials**

- ◆ □ Insert RO-1: The Programs of Rotary International
- ◆ Insert RO-2: Be A Vibrant Club
- ◆ Insert RO-3: List of Rotary Fellowships
- ◆ Insert RO-4: List of Rotarian Action Groups
- ◆ □ Insert RO-5: Rotarian Action Groups flyer
- Global Networking Directory (sign-in required)  
<https://www.rotary.org/myrotary/en/exchange-ideas>

Key: ◆ attached insert    ● online    □ article

## **Session Topics**

1) What are Rotary International's structured programs? See the list on page 5 and discuss.

a) How can Rotary Clubs use these structured programs?

What does your Club do to participate in these programs?

b) What does your District do to encourage participation or to organize district-wide or multi-club activity in these programs?



c) What is your involvement or your club's involvement with any of the listed programs?

d) How could you or your club begin participating in one of these programs?

e) For several of the programs, discuss how they fit Rotary's mission.

## Fellowships

1) What are Rotary Fellowships?

***Groups of Rotarians who get together to pursue common recreational, vocational or service-oriented interests?***

a) How does Rotary recognize and support them?

b) How might these groups work?

c) What is their scope and how does that effect their activity?

2) Do Rotary Fellowships take away from Club Service?

3) Could participation in a Rotary Fellowship enhance membership retention?

## Rotarian Action Groups

1) What are Rotarian Action Groups?

2) Could participation in a Rotarian Action Group support local or international service projects?

3) Discuss what may be typical projects.

4) What do Rotarians get out of participating in these activities and do they advance the mission of Rotary?

## Miscellaneous

1) How would you join one of these groups?

2) Propose five new fellowships or action groups.

3) How could these groups enhance Rotary?  
**See: RO-3, RO-4**

## Insert RO-1: The Programs of Rotary International

**R**otary International’s programs and service opportunities, listed below, are designed to help Rotarians meet the needs of their own communities and assist people worldwide.

**Global Networking Groups** encompass Rotary Fellowships (vocational and recreational interest groups) and Rotarian Action Groups (groups focused on service activities). The more than 90 Global Networking Groups are open to all Rotarians, spouses of Rotarians, and Rotaractors.

**Interact** is a service organization organized and sponsored by Rotary clubs for youth ages 14-18. It has more than 10,900 clubs in 121 countries.

**Rotaract** is organized by Rotary clubs to promote leadership, professional development, and service among young adults ages 18-99. There are more than 7,000 clubs in 162 countries.

**Rotary Community Corps (RCC)** are groups of non-Rotarians who work to improve their communities. There are more than 6,400 RCCs in 76 countries, all organized and sponsored by Rotary clubs.

**Rotary Friendship Exchange** encourages Rotarians and their families to make reciprocal visits to other countries, staying in each other’s homes and learning about different cultures firsthand.

**Rotary Youth Exchange** offers students ages 15-19 the chance to travel abroad for cultural exchanges of one week to a full academic year. Rotary clubs and districts sponsor and host about 9,000 Youth Exchange students a year.

**Rotary Youth Leadership Awards (RYLA)** are seminars sponsored by clubs and districts to encourage and recognize the leadership abilities of youth and young adults ages 14-30.

## Insert RO-2: Be A Vibrant Club

### HOW WE DID IT

#### We rewrote our values statement.

The updated language — which calls us “a service club of inspired individuals whose contributions improve lives in communities locally and worldwide” — unified our members, inspired prospective members, and generated interest in our community work.

#### We introduced creative meeting formats.

Our club provides innovative and flexible, cost-free meeting options:

**Speed networking.** This helps our members build relationships and rapport.

**Service first Thursdays.** On the first Thursday of each month, we meet at the public library to clean books and prepare and inventory multimedia materials.

**1905 meetings.** Our 1905 meetings honor the early days of Rotary tradition. Like the first Rotarians, we meet in small groups. Members can participate remotely by meeting at designated locations closer to their workplaces. We use Facebook Live to tune in simultaneously to our club president for the first half of the meeting. For the second half, we break into small groups to discuss a video presentation on the theme of the month.

The varied formats increased member engagement in a way that wasn’t possible with traditional meetings alone. Even former Rotarians started to re-engage. While our weekly attendance may be around 60 members per meeting, our real-time Facebook Live videos that broadcast our 1905 meetings and traditional meetings have generated over a thousand views.

Our experience has taught us that it is possible to make changes in the spirit of innovation and flexibility yet maintain Rotary values. We discovered that there are many fun ways to serve and promote fellowship with Rotarians.

#### We relaxed attendance guidelines.

While we are committed to making our meetings more accessible to working members, we also wanted to continue regular meetings, because they foster the fellowship and camaraderie that our members enjoy. We revised guidelines to require only 50 percent attendance at the weekly meetings. Missed meetings can be made up at other Rotary meetings or by participating in a service activity.



# START YOUR CLUB ON A PATH TO VIBRANCY

Vibrant clubs engage their members, conduct meaningful projects, and try new ideas. List the new ideas your club wants to try, and create a plan to increase community interest and attract more members.

As you develop your plan, use these tips and ideas, and let your club evolve.

## Decide what you'd like your club to be like in three to five years.

- Plan an annual visioning session, and use the **Rotary Club Health Check** to identify your club's strengths and areas that need improvement.
- Use the **Strategic Planning Guide** to set long-term goals.

## Decide on your annual goals, and enter them into Rotary Club Central.

- Focus on something your club is good at, and make it something your club is great at.
- Update committees once a month on your goal progress.

## Hold club meetings that keep members engaged and informed.

- Conduct the **Member Satisfaction Survey** to find out what your members like and don't like about your club, and create a plan for implementing changes.
- **Vary your meeting format** to include a mix of traditional and online meetings, service projects, and social gatherings.

## Communicate openly in your club.

- Share information at club meetings, on your club website, and through social media, and check regularly to see how members are feeling.
- Use the templates and resources in the Rotary **Brand Center** to create your club brochures and newsletters.

## Prepare members for future roles to smooth leadership transitions.

- Ensure continuity by making appointments for multiple years, having a current, incoming, and past chair on each committee.
- Conduct on-the-job training for incoming club officers, and have job descriptions for each officer.

## Adapt your club's bylaws to reflect the way the club works.

- Involve your members when you review your club's bylaws every year.
- Edit the **Recommended Rotary Club Bylaws** template to reflect new practices and procedures.

## Develop strong relationships within your club.

- Find suggestions in **Introducing New Members to Rotary**.
- Sit with different people at each meeting.

## Make sure all members are involved in activities that genuinely interest them.

- Conduct a member-interest survey, and use the results to plan projects, activities, and engaging meetings.
- Get new members involved early by learning their interests and giving them a role in the club.

## Coach new and continuing members in leading.

- Appoint a club training committee to oversee training for members.
- Use the **Leadership in Action guide on starting a program** to develop members' leadership skills.

## Create practical committees for your club.

- Small clubs: Consider how you can combine the work of committees.
- Large clubs: Create additional committees to get all members involved.



## Insert RO-3: List of Rotary Fellowships

(For current fellowships, see <https://www.rotary.org/myrotary/en/rotary-fellowships>.)

Amateur Radio	Environment	Photographers
Antique Automobiles	Esperanto	Police and Law Enforcement
Authors and Writers	Fishing	Pre-Columbian Civilizations
Beer	Flying	Quilters and Fiber Artists
Bird Watching	Geocaching	Railroads
Bowling	Go	Recreational Vehicles
Canoeing	Golf	Rotary Global History
Caravanning	Home Exchange	Rotary Heritage and History
Carnival and Festivals	Honorary Consuls	Rotary Means Business
Chess	Horseback Riding	Rotary on Stamps
Computer Users	Internet	Scouting
Cooking	Italian Culture	Scuba Diving
Convention Goers	Jazz	Singles
Cricket	Latin Culture	Skiing
Cruising	Lawyers	Social Networks
Curling	Magicians	Tennis
Cycling	Magna Graecia	Total Quality Management
Doctors	Marathon Running	Travel and Hosting
Doll Lovers	Motorcycling	Wellness and Fitness
E-Clubs	Music	Wine
Editors and Publishers	Old and Rare Books	Yachting
	Past District Governors	

## Insert RO-4: Partial List of Rotarian Action Groups

(For current action groups,

see <https://www.rotary.org/myrotary/en/document/rotarian-action-groups-officer-directory>.)

Alzheimer's/Dementia . . . . .	<a href="http://adrag.org">http://adrag.org</a>
Blindness Prevention . . . . .	<a href="http://www.rag4bp.org">http://www.rag4bp.org</a>
Blood Donation . . . . .	<a href="http://www.ourblooddrive.org">http://www.ourblooddrive.org</a>
Addiction Prevention . . . . .	<a href="http://www.rrag-ap.org">http://www.rrag-ap.org</a>
Club Foot . . . . .	<a href="http://www.rag4clubfoot.org">http://www.rag4clubfoot.org</a>
Diabetes . . . . .	<a href="http://www.ragdiabetes.org">http://www.ragdiabetes.org</a>
Disaster Assistance . . . . .	<a href="mailto:barry@rassin.org">barry@rassin.org</a>
Endangered Species . . . . .	<a href="http://www.endangeredrag.org">http://www.endangeredrag.org</a>
Family Health & AIDS Prevention . . . . .	<a href="http://www.rfha.org">http://www.rfha.org</a>
Food Plant Solutions . . . . .	<a href="http://www.foodplantsolutions.org">http://www.foodplantsolutions.org</a>
Health Education and Wellness . . . . .	<a href="http://www.hewrag.org/">http://www.hewrag.org/</a>
Hearing . . . . .	<a href="http://www.ifrahl.org">http://www.ifrahl.org</a>
Domestic Violence Prevention . . . . .	<a href="http://www.ragfamsafe">http://www.ragfamsafe</a>
Literacy . . . . .	<a href="http://www.litrag.org">http://www.litrag.org</a>
Malaria . . . . .	<a href="http://www.remarag.org">http://www.remarag.org</a>
Economic Community Development . . . . .	<a href="http://www.ragged.org">http://www.ragged.org</a>
Multiple Sclerosis . . . . .	<a href="http://www.rotary-rfmsa.org">http://www.rotary-rfmsa.org</a>
Peace . . . . .	<a href="http://www.rotarianactiongroupforpeace.org">http://www.rotarianactiongroupforpeace.org</a>
Polio Survivors and Associates . . . . .	<a href="http://www.rotarypoliosurvivors.com">http://www.rotarypoliosurvivors.com</a>
Environmental Sustainability . . . . .	<a href="http://www.esrag.org">http://www.esrag.org</a>
Mental Health . . . . .	<a href="http://www.ragonmentalhealth.org">www.ragonmentalhealth.org</a>
Water and Sanitation . . . . .	<a href="http://www.wasrag.org">http://www.wasrag.org</a>

**Faculty: Consider printing current lists of fellowships and action groups as handouts for the class.**

# ROTARY ACTION GROUPS

Rotary Action Groups are independent, international, Rotary-affiliated groups whose members have expertise and experience in a particular area of specialization. Aligned with Rotary's priority to increase humanitarian impact, they use their knowledge and passion to help clubs and districts plan and carry out impactful service projects. Each group oversees its own governance, membership, and activities in accordance with RI policies.

## JOIN AN ACTION GROUP

- Membership is open to any individual. Rotarians, Rotaractors, and Peace Fellows can serve in leadership roles.
- By joining a Rotary Action Group, you can use your professional skills to advise on meaningful service activities outside your own club, district, or country.
- Rotary Action Groups provide networking opportunities with likeminded individuals from around the world.

## PARTNER WITH AN ACTION GROUP

Rotary Action Groups regularly collaborate with clubs and districts on service projects in their area of specialty. Contact a group to:

- Tap into the technical expertise of their members for planning and implementing a community, service, or global grant-funded project.
- Connect with potential project partners, both within and outside of Rotary.
- Receive help fundraising for projects.
- Customize a group's signature project framework to implement locally.
- Enhance your clubs' or district's impact and strengthen communities.
- Invite local members of Action Groups to join your District's Resource Network.

**TAKE ACTION:** [www.rotary.org/actiongroups](http://www.rotary.org/actiongroups)



**26**  
ACTION GROUPS

---

**25,000** ACTION GROUP MEMBERS GLOBALLY

IN 2020, ACTION GROUPS:

SUPPORTED **1800**  SERVICE PROJECTS

---

CONNECTED MEMBERS ACROSS **150** COUNTRIES 

---

**\$318,000** IN HUMANITARIAN PROJECTS

## ROTARY ACTION GROUPS

Do you have expertise and a passion to serve in a particular area? Visit the website of the relevant Rotary Action Group to learn more and to join.



Addiction Prevention	<a href="http://www.rag-ap.org">www.rag-ap.org</a>
Alzheimer's and Dementia	<a href="http://adrag.org/">http://adrag.org/</a>
Basic Education and Literacy	<a href="http://www.litrag.org">www.litrag.org</a>
Blindness Prevention	<a href="http://www.rag4bp.org">www.rag4bp.org</a>
Blood Donation	<a href="http://www.ourblooddrive.org">www.ourblooddrive.org</a>
Clubfoot	<a href="http://www.rag4clubfoot.org">www.rag4clubfoot.org</a>
Community Economic Development	<a href="http://www.ragced.org">www.ragced.org</a>
Diabetes	<a href="http://www.rag-diabetes.org">www.rag-diabetes.org</a>
Disaster Assistance	<a href="http://www.dna-rag.com">www.dna-rag.com</a>
Domestic Violence Prevention	<a href="http://www.ragfamsafe.org">http://www.ragfamsafe.org</a>
Endangered Species	<a href="http://www.rag4es.org">www.rag4es.org</a>
Environmental Sustainability	<a href="http://www.esrag.org">www.esrag.org</a>
Family Health/AIDS Prevention	<a href="http://www.rfha.org">www.rfha.org</a>
Food Plant Solutions	<a href="http://foodplantsolutions.org">http://foodplantsolutions.org</a>
Health Education and Wellness	<a href="http://www.hewrag.org">www.hewrag.org</a>
Hearing	<a href="http://www.ifrahl.org">www.ifrahl.org</a>
Hepatitis	<a href="http://www.ragforhepatitiseradication.org">www.ragforhepatitiseradication.org</a>
Malaria	<a href="http://www.ram-global.org">www.ram-global.org</a>
Menstrual Health and Hygiene	<a href="mailto:denise@deniseklischan.com">denise@deniseklischan.com</a>
Mental Health	<a href="http://ragonmentalhealth.org">http://ragonmentalhealth.org</a>
Multiple sclerosis	<a href="http://www.rotary-ragmsa.org">www.rotary-ragmsa.org</a>
Peace	<a href="http://www.rotarianactiongroupforpeace.org">www.rotarianactiongroupforpeace.org</a>
Polio Survivors	<a href="http://www.rotarypoliosurvivors.org">www.rotarypoliosurvivors.org</a>
Refugees	<a href="mailto:rotarianeconomist@gmail.com">rotarianeconomist@gmail.com</a>
Reproductive Maternal Child Health	<a href="https://rotaryrmch.org">https://rotaryrmch.org</a>
Slavery Prevention	<a href="https://ragas.online/">https://ragas.online/</a>
Water, Sanitation, & Hygiene	<a href="http://www.wasrag.org">www.wasrag.org</a>

## START A NEW ROTARY ACTION GROUP

If you would like to learn how start a new group, refer to [this guide](#). All groups are subject to approval by the Rotary International Board of Directors.

## EXAMPLES OF ROTARY ACTION GROUPS IN ACTION

- The Rotary Action Group for Reproductive, Maternal Child Health works with clubs in Germany, Austria, and Nigeria to reduce mortality rates among mothers and newborns at hospitals in rural Nigeria.
- Rotary Action Group for Family Health & AIDS Prevention sponsors an annual event to provide preventive health care services, including HIV testing and counseling, to thousands of people in hundreds of sites across Africa and beyond.
- The Rotary Action Group for Community Economic Development connects clubs and districts with microfinance institutions to help poor people establish income-generating activities.

## RELATED RESOURCES

- Rotary's Area of Focus  
[www.rotary.org/myrotary/en/document/589](http://www.rotary.org/myrotary/en/document/589)
- Rotary Action Groups Officer Directory  
[www.rotary.org/myrotary/en/document/714](http://www.rotary.org/myrotary/en/document/714)
- Rotary Action Groups Annual Report  
[www.rotary.org/myrotary/en/document/713](http://www.rotary.org/myrotary/en/document/713)
- Community Assessment Tools  
[www.rotary.org/myrotary/en/document/578](http://www.rotary.org/myrotary/en/document/578)
- Lifecycle of a Project  
[www.rotary.org/myrotary/en/take-action/develop-projects/lifecycle-project](http://www.rotary.org/myrotary/en/take-action/develop-projects/lifecycle-project)

## FIND OUT MORE

Email: [actiongroups@rotary.org](mailto:actiongroups@rotary.org)

# Effective Leadership Strategies



As I further my Rotary journey, I will continue to examine my own leadership style, engage in more complex and skillful use of my leadership skills and seize opportunities to lead.

## Session Goals

Build on Insights into Leadership, Team Building and Club Communication in Parts I and II

Improve our ability to lead and communicate in group settings

Identify ways we can win support for our goals and proposals

## Materials

◆ **Insert ELS-1:** Effective Leadership Strategies Scenarios

◆ □ **Insert ELS-2:** Building a coalition, (Page 12)  
Excerpted from Leadership Development: Your Guide to Starting A Program. 250-EN

Key:    ◆ attached insert    ● online    □ article

## Session Topics

- 1) Exercise in seeking approval of a project by your Rotary Club. See Insert ELS-1, Effective Leadership Strategies Scenarios on page 14.
  - a) Develop your strategy. Where do you start?

- b) How can you build a coalition for the project?
  - i) What is a coalition?
  - ii) How does coalition building work in life experiences, for example, getting support for a proposal at work, a community project, or a political issue or candidate?
- c) Practice giving a talk to the club board in support of a project.



- 2) Why do some people have “influence” and others do not?
  - a) Is “charisma” important—what is it?
  - b) How do “titles”, i.e., “Boss”, “Club President”, “Volunteer”, fit into influence?
- 3) What leadership characteristics/behaviors may impede the success of a project or other endeavor. How can you avoid use of those characteristics? Should you?

- 4) See the Scenario about a troubled Rotary club, Insert ELS-1, Scenario 2.

- a) What, if any, are the club’s real problems?
- b) How could leadership help solve them?
- c) What leadership strategies do you suggest?

- 5) Questions & Comments

## Insert ELS-1: Effective Leadership Strategies Scenarios

### Scenario 1:

Rotary Club Vice-President Marvin Montrose is proposing holding an arts and crafts show for his club of 25 members. There has not been such a show in that town in recent memory. He wants to invite crafts persons from the region to come to exhibit and sell their wares. He also wants to invite painters to do the same. He would charge the exhibitors for display tables. Maybe the club members could sell food and drinks to make more money. The site of the show would be the local park in the center of town. It is basically an empty lot with grass. ALL the members would be necessary to help out at the event. The club has never held such a large event in the town of 1500 people. Marvin says that a club committee could work out "details".

What are the issues? Develop a plan and discuss how the group came to its conclusions. Discuss how they can gain acceptance for their plan and have it implemented by the club.

### Scenario 2:

The Rotary Club of Milton Crossing has a few active, involved members, but most of the members are apathetic. They come to lunch, often they leave before the program starts, and do nothing else. The membership is 33, down from 62 three years ago. The few active, involved members keep the club going, but they are getting tired of doing all the work. President Maria met with her board and the board listed several problems:

- (1) *There are cliques who always sit together at meetings and ignore everybody else. People who wish to sit with them are discouraged.*
- (2) *Some of the inactive members are big talkers, but when asked to do something, they fade away.*
- (3) *Some members have not been at a meeting for many months, but the club is afraid of losing them if they push attendance.*
- (4) *Some members announce loudly that "We don't need more members. We have a happy, friendly group now and more people will disturb that".*
- (5) *When two members were asked to sponsor new members, they fired back that "we only want quality members and we have to be very careful..."*
- (6) *The President announced that he is having trouble filling the committees, because most people said they were too busy to participate.*

Can this club be saved? Develop a plan and discuss how the group came to its conclusions. Discuss how they can gain acceptance for their plan and have it implemented by the club.

## Insert ELS-2: Building A Coalition

### BUILDING A COALITION



Building a coalition is the act of finding a solution that satisfies everyone's needs, especially among those who have different viewpoints; it doesn't mean compromise or surrender. Leading others to a coalition results in a decision that is viable and sustainable.

#### Speaking points

---

- Define coalition, or share a story of a time you had to bring others together.
- Explain the benefits of open disagreement, which can lead to a better analysis of an issue and allow all parties to express their opinions.
- Discuss the benefits of coalition building, such as helping everyone feel a sense of ownership in the project and discovering new solutions.
- Outline the coalition-building process:
  1. List what each party wants out of the situation.
  2. Review what is critical for each person and what isn't as critical.
  3. Brainstorm new solutions.
  4. Discuss the outcomes of those solutions.
  5. Rework the solutions and other decisions to meet the critical needs.

#### Discussion questions

---

Why is coalition building important in your profession? Your Rotary club?

How do you ensure that a coalition doesn't result in compromise? How do you satisfy everyone involved?

#### Suggested activities

---

**Group work:** Have participants work in small groups on a case study. Assign group members different viewpoints, with one participant acting as a moderator who must build a coalition.

**Individual work:** Ask participants to reflect on a time when they had to participate in building a coalition. How do they think the process worked and were they satisfied with the result.



# Attracting Members

I can lead and promote my club's reexamination of its distinctive position in my community and the quality of members we attract.



## Session Goals

Define the attributes of a good Rotarian.

Explore how my club can attract good Rotarians.

## Materials

- ◆ Insert AM-1: The Membership Process Chart
- ◆ Insert AM-2: Proposing New Members
- ◆ Classification Survey. 417-EN-(808)  
<https://my.rotary.org/en/document/membership-assessment-tools>
- Clubrunner Club Classification List  
[https://clubrunner.blob.core.windows.net/00000000329/en-ca/files/homepage/rotary-classification-list/Rotary\\_ClassificationList.pdf](https://clubrunner.blob.core.windows.net/00000000329/en-ca/files/homepage/rotary-classification-list/Rotary_ClassificationList.pdf)
- Keep Creating Your Membership Development Plan  
<https://my.rotary.org/en/document/strengthening-your-membership-creating-your-membership-plan>
- How to Propose a New Member  
<https://my.rotary.org/en/document/proposing-new-members>
- Creating a Positive Experience for Prospective Members  
<https://my.rotary.org/en/document/creating-positive-experience-prospective-members>
- Introducing New Members to Rotary  
<https://my.rotary.org/en/document/introducing-new-members-rotary-orientation-guide>

Key: ◆ attached insert   ● online   □ article

*All session materials are also available at [www.rlifiles.com](http://www.rlifiles.com)*

## Session Topics

- 1) Where in our community can we find potential “good Rotarians”?
  
- 2) Discuss the make up of your club. Does it reflect your community by ways of age, gender, race, religion, and classification? How can your club attract any missing demographic or classification?



## **Insert AM-1: Good to Know for Attracting Members**

- The concept of “attracting members” is that a Rotary club should be vibrant and known in their community, and therefore that it should be attractive to prospective members.
- Membership in a Rotary club is by proposal of a member and invitation by the club.
- Rotary clubs are members of the organization called Rotary International and subject to its charter and bylaws (unless modified) requirements regarding membership.
- Rotary clubs select their own members, but are subject to the laws of their jurisdiction and Rotary policies on membership.
- The 2016 Council on Legislation, “Rotary’s Congress” passed several changes allowing clubs to decide what works best for them in the area of attracting members. Some of the changes:
  - Clubs can decide to vary their meeting times.
  - Clubs decide whether to meet online or in person.
  - Clubs decide when to cancel a meeting, as long as they meet at least twice a month.
  - Clubs can provide that a service activity or other club function can serve as a meeting.
  - Clubs have flexibility in choosing their membership rules and requirements.
- Replaced the previous six membership criteria from the RI Constitution with a simple requirement that a member be a person of good character who has a good reputation in their business or community and is willing to serve the community.
- Rotary continues to promote “New Generations” policies that are targeted toward introducing younger persons to Rotary, including making Rotary membership more convenient and affordable.
- Women have been eligible to join Rotary since 1989. As of 2013, women constitute less than 19% of Rotarians worldwide.

## Insert AM-2: Proposing New Members

# PROPOSING NEW MEMBERS



New members bring fresh perspectives and ideas to your club, expand your presence in the community, and help ensure your club is strong and vibrant. You've got some great potential members in your area — it's just a matter of finding them. Here are some suggestions to get the conversation started.



### SHARE WHAT ROTARY MEANS TO YOU

- + Share why you value your Rotary membership:
  - We share common interests and have fun.
  - We make a positive impact in our community through service projects.
  - We're part of a global network of friends.
- + Emphasize professional benefits with colleagues:
  - We share business connections and expand our professional networks.
  - We have opportunities to develop professional skills.
- + Share Rotary videos and photos of meaningful initiatives with your social media network.
- + Wear your Rotary pin to initiate conversations about your involvement with Rotary.



### SHARE INFORMATION ABOUT YOUR CLUB AND ROTARY

- + Encourage interested prospects to learn more about Rotary clubs and Rotary on your club website and Rotary.org.
- + Offer a club brochure that highlights recent service projects and social events.
- + Bring them along to a club meeting or your club's information session for prospective members.
- + Invite friends, family, co-workers, and colleagues to a club activity or project.

If a prospective member expresses interest in joining your club, make sure they understand expectations of membership, including club fees.



### PROPOSE A NEW MEMBER

Once you've found a great candidate, follow your club's process for proposing a new member.

#### WEB RESOURCES

Need a procedure for proposing new members? Consult the **Manual of Procedure**.

Don't have a club brochure? Create one with a template in **Rotary's Brand Center**.

Find materials and tools to help you bring in members at [www.rotary.org/membership](http://www.rotary.org/membership).

# Club Communication



I can serve by leading and promoting effective communications to my club's internal audience.

## Session Goals

Understand the elements of effective communication

Apply effective communications to Rotary leadership

## Materials

- ◆  Insert CC-1: Speaker Introduction Guidelines
- ◆  Insert CC-2: 10 Tips for Public Speaking
- ◆  Insert CC-3: Internal Communications (case study) Organization
- The 10 Commandments of Communication  
[rlifiles.com/files/resource/10\\_Commandments\\_of\\_Communication.pdf](http://rlifiles.com/files/resource/10_Commandments_of_Communication.pdf)

Key:    ◆ attached insert    ● online     article

*All session materials are also available at [www.rlifiles.com](http://www.rlifiles.com)*

## Session Topics

1) What opportunities exist for a leader or any member of a Rotary club to communicate with others, most or all of the other club members?

2) What problems exist for effective communication to your club?

*"Rotary's greatest strength will always be the individual Rotarian. No other organization has such powerful human resources."*

Past RI President Glen W. Kinross  
— *President's Message*  
THE ROTARIAN, July 1997

- 3) Discuss the following tools for internal and external communication?
  
  
  
  
  
  
  
  
  
  
- 4) Case Study CC-3
  
  
  
  
  
  
  
  
  
  
- 5) Is there something about your club that the community recognizes? Is it different from the brand of Rotary International? Discuss new logo and the value of including it on all communications.
  
  
  
  
  
  
  
  
  
  
- 6) In many communities very few people even know a Rotary Club exists. How can our clubs do better at public relations?
  
  
  
  
  
  
  
  
  
  
- 7) Does your club have a PR chairman? What is their role?
  
  
  
  
  
  
  
  
  
  
- 8) How can club members be part of the PR strategy?

## **Communication Practice: Oral**

There is no substitute for speaking before your fellow Rotarians. Several exercises are available in this session that can allow you this opportunity.

## **Communication Practice: Written**

Frequent written communication (including what is posted on social media, etc.) is also necessary in a Rotary club.

## **Wrap-up:**

Review the value of both types of communication, and finding people who are good at producing them, within the club.

## Insert CC-1:



### INTRODUCING A SPEAKER

#### Some Things to Think About

- **The Preparation**

- Visit with the speaker beforehand. If you can't, do some research (Google, etc.).
- Learn one or two personal bits of information about the speaker to use in the introduction.
- Think of something you can share from your own experience that connects you with the speaker and/or topic.
- Pick out a few relevant items to use from the printed bio but, above all, don't "read" the bio!

- **The Approach**

- 60 to 90 seconds is about right.
  - Practice and time yourself
- Avoid clichés: "This person needs no introduction," for instance.
- Develop eye contact with the audience; Look up frequently from your notes
- Be enthusiastic and upbeat

- **The Introduction**

- Introduce yourself unless someone has already done it for you
- Identify the speaker and the topic/title
- Explain why the speaker is qualified to speak on this topic (background; current or past positions, etc.)
- Tell why this subject is important to your audience
- Share some personal information about the speaker (and you)
- End the introduction on a high note with your voice and body language, i.e. "It is MY PLEASURE to present....etc."
- Welcome the speaker to the lectern, shake hands and "turn over the audience" to him or her.

Source: Zones 21b/27 Rotary Institute 2014



## Insert CC-2: 10 Tips for Public Speaking

**Feeling some nervousness before giving a speech is natural and even beneficial, but too much nervousness can be detrimental.**

Here are some proven tips on how to control your butterflies & give better presentations:

1. **Know your material.** Pick a topic you are interested in. Know more about it than you include in your speech. Use humor, personal stories and conversational language – that way you won't easily forget what to say.
2. **Practice. Practice. Practice!** Rehearse out loud with all equipment you plan on using. Revise as necessary. Work to control filler words; Practice, pause and breathe. Practice with a timer and allow time for the unexpected.
3. **Know the audience.** Greet some of the audience members as they arrive. It's easier to speak to a group of friends than to strangers.
4. **Know the room.** Arrive early, walk around the speaking area and practice using the microphone and any visual aids.
5. **Relax.** Begin by addressing the audience. It buys you time and calms your nerves. Pause, smile and count to three before saying anything. ("One one-thousand, two one-thousand, three one-thousand. Pause. Begin.") Transform nervous energy into enthusiasm.
6. **Visualize yourself giving your speech.** Imagine yourself speaking, your voice loud, clear and confident. Visualize the audience clapping – it will boost your confidence.
7. **Realize that people want you to succeed.** Audiences want you to be interesting, stimulating, informative and entertaining. They're rooting for you.
8. **Don't apologize** for any nervousness or problem – the audience probably never noticed it.
9. **Concentrate on the message – not the medium.** Focus your attention away from your own anxieties and concentrate on your message and your audience.
10. **Gain experience.** Mainly, your speech should represent *you* — as an authority and as a person. Experience builds confidence, which is the key to effective speaking. A Toastmasters club can provide the experience you need in a safe and friendly environment.

Free resource from [www.Toastmaster's.com](http://www.Toastmaster's.com)

## **Insert CC-3**

### **Internal Written Communication Case Study**

For many years, adult literacy has been a major issue in Kansas City, Missouri, USA. At one time, nearly one in five adults in Kansas City was functionally illiterate, making this group more vulnerable to poverty, unemployment, and homelessness.

Members of the Rotary Club of Kansas City knew something had to be done and surveyed the community to determine what it would take to address adult literacy issues. The study revealed that the costs, expertise, and time needed to start a new literacy program were well beyond the club's means.

Undeterred, the club began looking at community organizations already working to educate adult students, including the Laubach Literacy Council, which had about 50 adult students, an all-volunteer staff, and a donated classroom. Club members wanted to locate and refurbish new classrooms in a local church, expand the council's staff, and increase the number of students at the center.

To raise money for the center and its expansion, the club decided to organize a corporate spelling bee. Rotarians, local company employees, and community members will form 10 four-person teams, and local businesses will sponsor the teams and provide services for the event at discounted rates.

#### **Group 1:**

- 1) What do you need the club members to do?
- 2) How will you use the club **web site and/or Facebook page** to enlist members' help?
  - a. What info needs to be provided?
  - b. What is the sequence of info to be provided?
- 3) Who in the club is responsible to see this gets done?

#### **Group 2:**

- 1) What do you need club members to do?
- 2) What written communication avenues (other than the club web site and Facebook page) will be used to enlist members' help?
  - a. What will be provided at club meetings?
  - b. What social media can you use?
  - c. What info needs to be provided in each communication?
- 3) Who in the club is responsible to see this gets done?

# Team Building

I can lead and promote my club's collaboration in effective and motivated groups to accomplish our goals of service.



## Session Goals

Explore How Teams and Team Building are used in Rotary Clubs

Discuss the Advantages and Disadvantages of Teams

Examine Teams as a Tool of Leadership

Examine your own Leadership Style

## Materials

- ◆  Insert TB-1: Club Committee Structures
- ◆  Insert TB-2: Club Coat of Arms Exercise
- ◆  Insert TB-3: Urbana Univ. Exercise
- Club President Manual 222-EN (910)  
[rlifiles.com/files/resource/Club\\_President\\_Manual\\_222en\\_907\\_p15-25.pdf](http://rlifiles.com/files/resource/Club_President_Manual_222en_907_p15-25.pdf)
- Be a Vibrant Club 245-EN (111)  
<https://www.rotary.org/myrotary/en/document/be-vibrant-club-your-club-leadership-plan-north-america-245en>

Key:     ◆ attached insert     ● online      article

*All session materials are also available at [www.rlifiles.com](http://www.rlifiles.com)*

## Session Topics

1) Why should we use team building and committee teams in a Rotary club?

Is a committee always a team?

2) How can the “Be A Vibrant Club” plan assist us in forming committee teams?

3) How can we make effective use of Rotarian teams and committee teams?

How important is delegation of tasks and duties?

4) In the committee, what is the role of the Committee Chair?

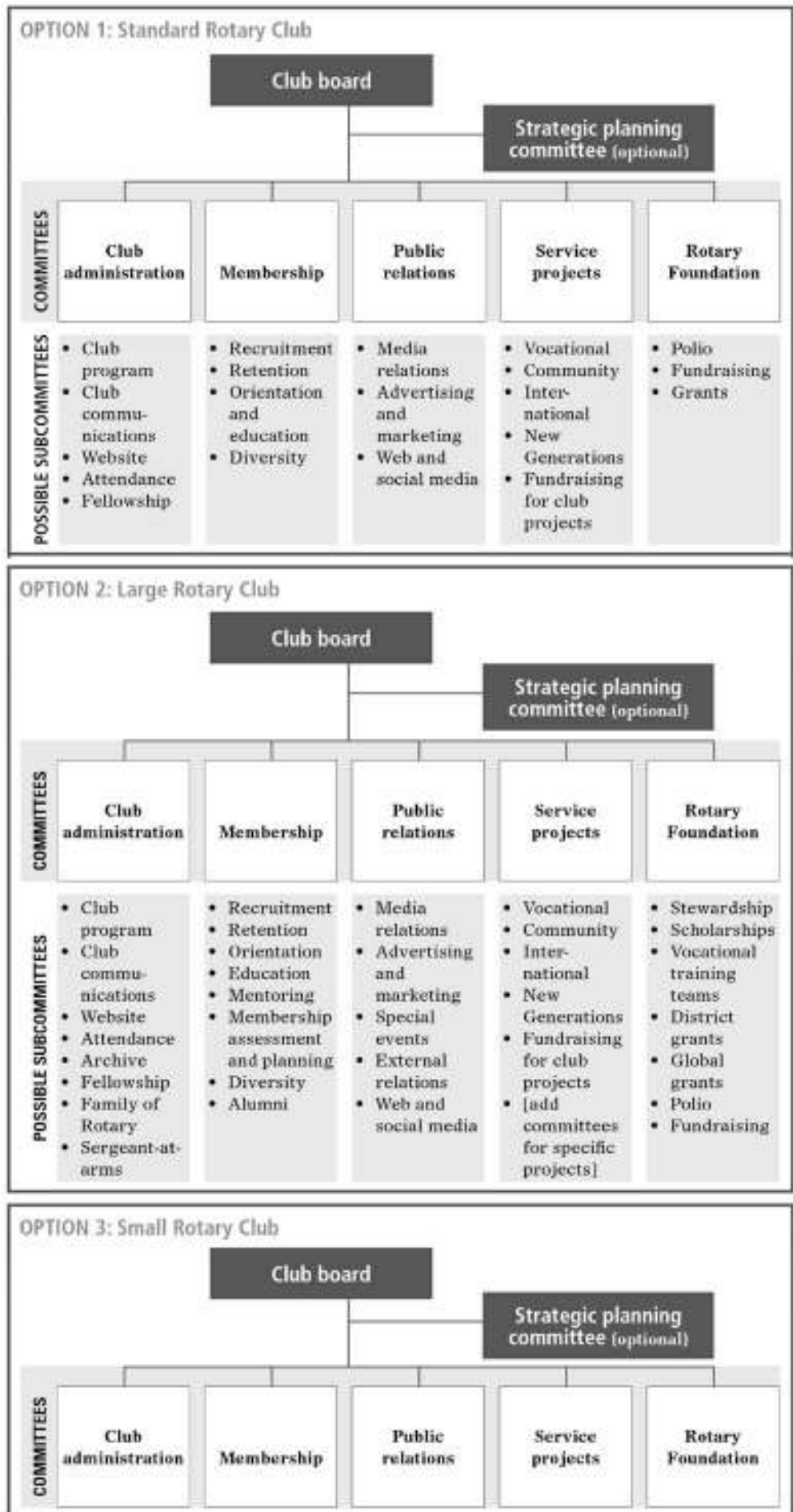
**Club President?**

**Secretary?**

5) Planning activity...Suggestions:

## Insert TB-1: Club Committee Team Structures

Five committees are recommended for Rotary clubs. Clubs can add or eliminate committees or subcommittees according to their interests and activities. Assistant governors or district governors can assist club leaders with determining the appropriate subcommittees.



## **Insert TB-2: Club Coat of Arms / Banner Exercise**

**GOAL:** To create a Rotary Club Coat of Arms or Banner

**MATERIALS:** Use the blank shield on the next page or draw on flip chart pads.

**TIME:** Groups have 20 minutes to create their Rotary Club Coat of Arms and 15 minutes are recommended to review the follow up questions.

**EXERCISE:** The class should be divided into groups. Instructions should be read by the Facilitator and limited to the precise instructions below. Groups should be spaced apart and work independently from each other.

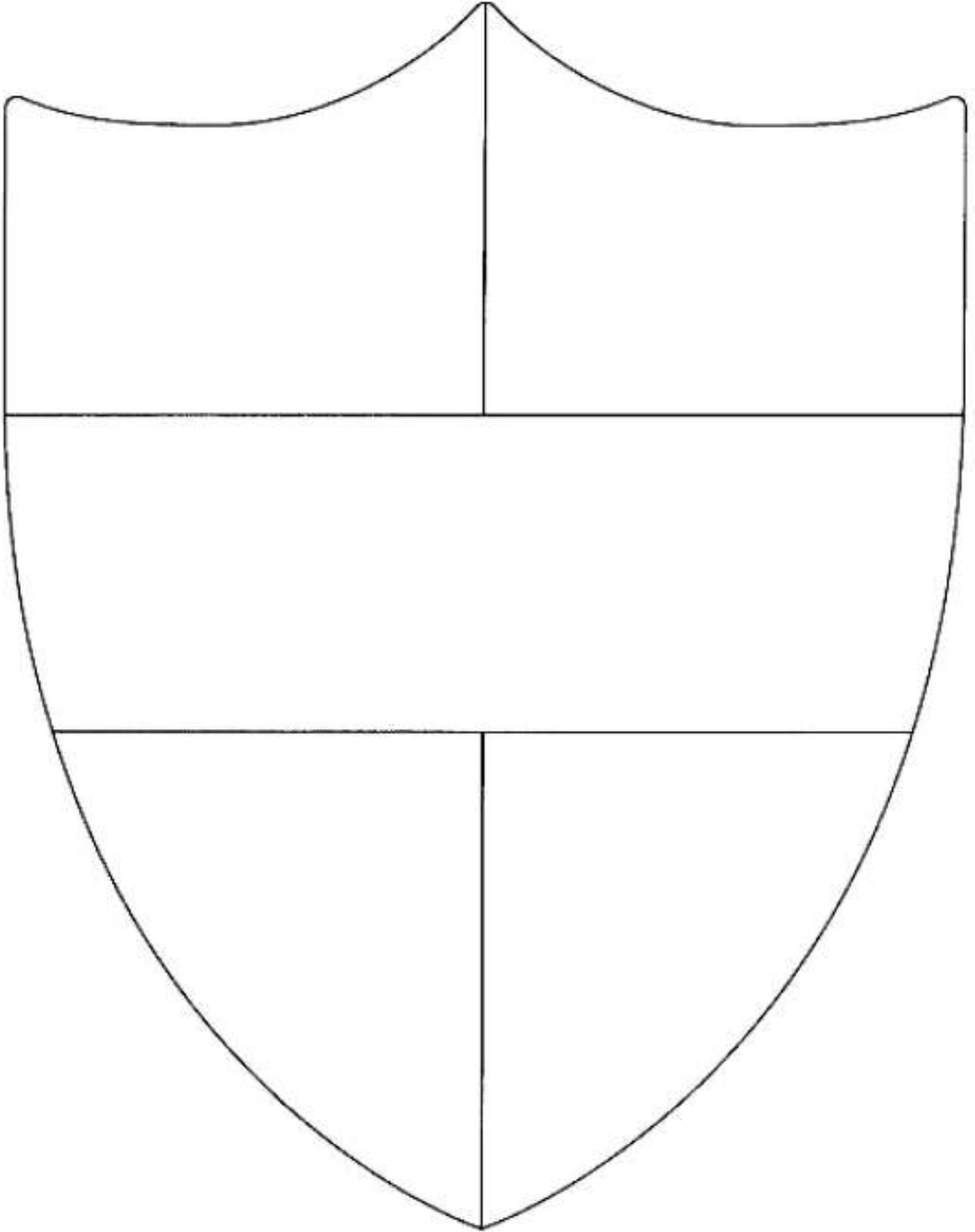
**INSTRUCTIONS:** Heraldry is the practice of designing, displaying, describing and recording a coat of arms. It is a system of identification that is a very personal and unique form of individual or group expression. A coat of arms is used to illustrate specific characteristics, deeds, accomplishments or traits that are important to the individual or organization. The term "Blazon" comes from the German "To blow the horn." At a tournament, the "herald" would sound the trumpet and it was their duty to explain the meaning of the shields or "coat of arms" to the other participants. Thus "blazon" meant to "describe a shield in words using heraldic terms."

The goal is to design, develop and explain a Rotary coat of arms and heraldry. The students are not limited to using the enclosed blank shield and may design a coat of arms in whatever manner they wish. However, all items, symbols, colors or designs must be explained and relevant to Rotary, their clubs or districts.

Note that the artwork, colors and designs do not have to be perfect. But they need to be clear enough so they can be explained and so the class can understand the concepts represented.

After teams have had a chance to display and explain their coats of arms, the follow up questions and group discussion will be led by the Facilitator.

## Club Coat of Arms



## **Insert TB-3: Urbana University of Illinois Exercise**

### **Background:**

The Club began six months ago with 4 leaders who had become impressed with Rotary through Polio Plus activity and results. They started meeting weekly on Wednesdays at 5:30 and agreed amongst themselves that they would bring together a strong group of leaders like themselves within the next year. The four took on the offices of President, Vice President, Secretary, and Treasurer. To date they have recruited 26 new members.

Within a month, a community service project was being accomplished each month. These projects were being so well accomplished by the team of 4 that new members were recruited by each new project. Each Club meeting was a planning meeting for next month's project or a speaker from the community describing a specific need. New members were put in charge of certain parts of the service projects. As members became excited about what the Club was able to accomplish, they started to recommend their friends for membership.

New members were also recruited from the Club program speakers.

### **Current Situation:**

In two weeks they will install and welcome 10 more members. But the group of four are getting overwhelmed with everything. So President Jack told the other officers, "we need to build an effective team to help carry the leadership load. I am appointing a committee to come up with a recommendation on how we can build a team".

### **Assignment:**

In the next 15 minutes, develop a recommendation on how this club can build a team.

What specific steps do they need to follow?



# Foundation II: Targeted Service



I can lead and promote my club's participation in unique, significant and targeted service opportunities through our Foundation.

## **Session Goals**

Review the Rotary Foundation Grant Model

Learn how the Grant Model supports club projects

Learn the role of Rotary's Areas of Focus

Understand the importance of sustainability

## **Materials**

- ◆ Insert TS-1: Foundation Grant Model Insert
- ◆ TS-2: Share System & Foundation Funding
- ◆ Insert TS-3: What is Sustainability?
- ◆ Insert TS-4: Areas of Focus
- ◆ Insert TS-5: Grant Flow Chart
- ◆ Rotary Foundation Reference Guide *219-EN (114)*  
<https://my.rotary.org/en/document/rotary-foundation-reference-guide>
- Learning & Reference page at Rotary.org  
<https://www.rotary.org/myrotary/en/learning-reference>
- Grant Application Memo of Understanding

Key:    ◆ attached insert    ● online    □ article

*All session materials are also available at [www.rlifiles.com](http://www.rlifiles.com)*

## **Session Topics**

1) Let's take a brief look at the Mission of our Rotary Foundation:

**Review from Part I:** Our Foundation. The mission of The Rotary Foundation is to enable Rotarians to advance world understanding, goodwill, and peace through the improvement of health, the support of education, and the alleviation of poverty.

2) What are the categories of grants in the Foundation Grant Model? How can each grant type be used?

3) Let's take another look at the seven areas of focus. Why are they important?

4) What do you think is meant by "sustainable"? What is the value of sustainability in projects?

6) One of the requirements for a Global Grant is that a community needs assessment be conducted. Why do you think a community needs assessment is required? Why is it important? How would you conduct a community needs assessment for a possible project in a county thousands of miles from your own club?

7) How can the Grant Model encourage Rotarians to participate and contribute?

8) Can the Grant Model help a club's public image?

**\*\*\* Sign Up for RLI Part III Now! \*\*\***

## Insert TS-1: Foundation Grant Model

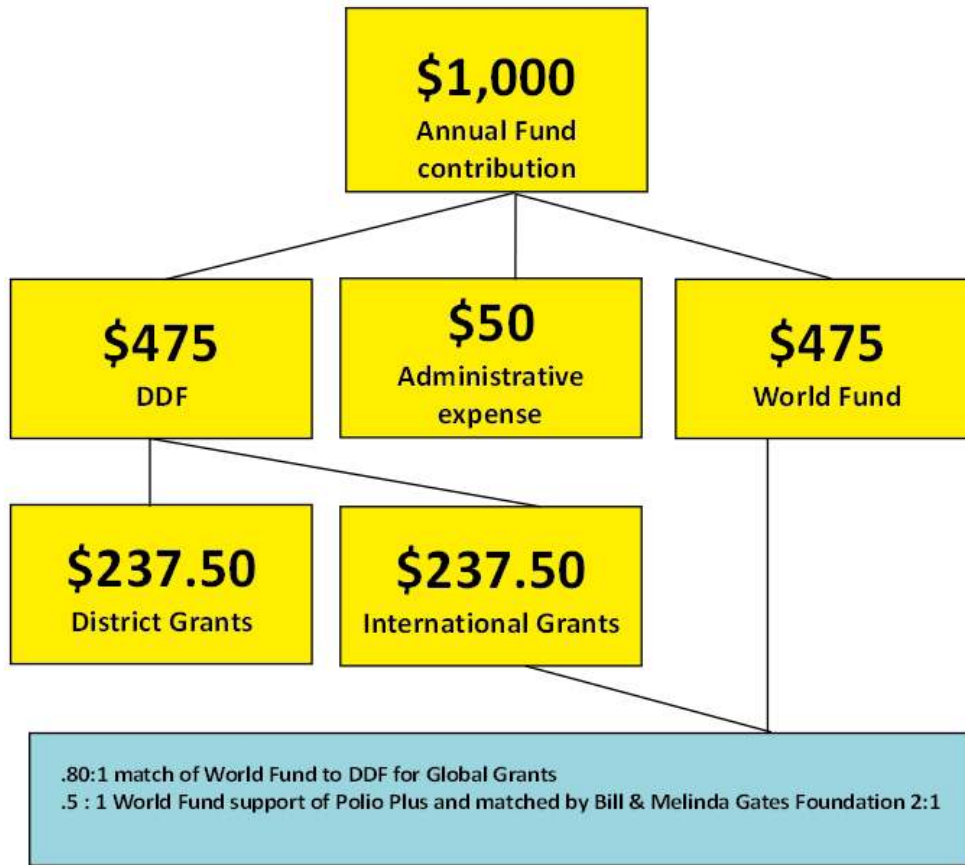
District Grants	Global Grants
<p>Fund small-scale, short-term activities that address needs in your community and communities abroad. Each district chooses which activities it will fund with these grants.</p>	<p>Support large international activities with sustainable, measurable outcomes in Rotary’s areas of focus. Grant sponsors form international partnerships that respond to real community needs.</p>
<p>Humanitarian projects, including service travel and disaster recovery efforts; Scholarships for any level, length of time, location, or area of study; Vocational training teams.</p>	<p>Requires clubs in two countries. Funds Scholarships, humanitarian projects, and vocational training.</p>

***Note on District Grant Changes: District Grants (but not Global Grants) can now additionally fund (a) Rotary Youth Exchange, RYLA, Rotaract or Interact, (b) Construction, including low cost shelters, (c) Travel for staff of cooperating organizations, (d) Activities primarily implemented by an organization other than Rotary. Further, educational and humanitarian training events are now allowable. (April 2014, Trustee Decision 96)***

\*A community need assessment is required.

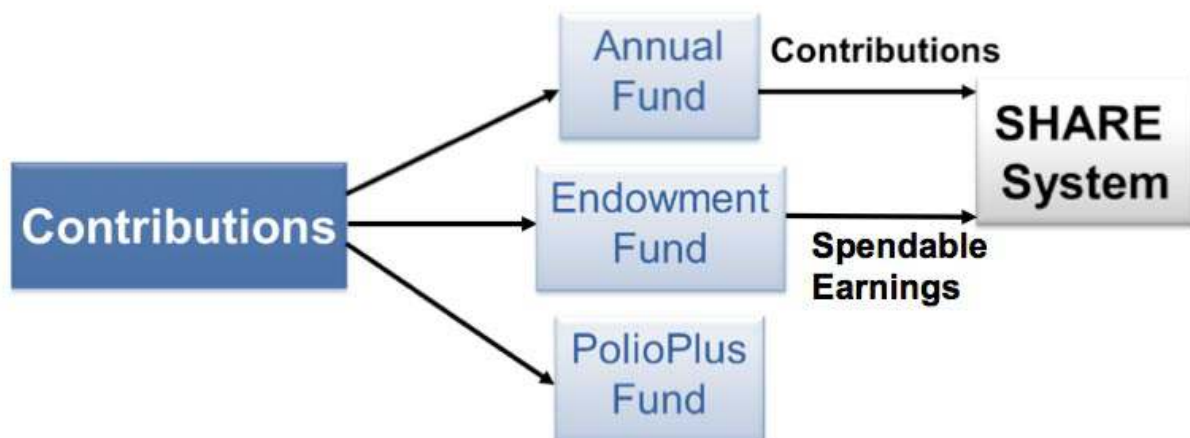
## Insert TS-2: Share System & Foundation Funding

### SHARE System effective 1 July 2021



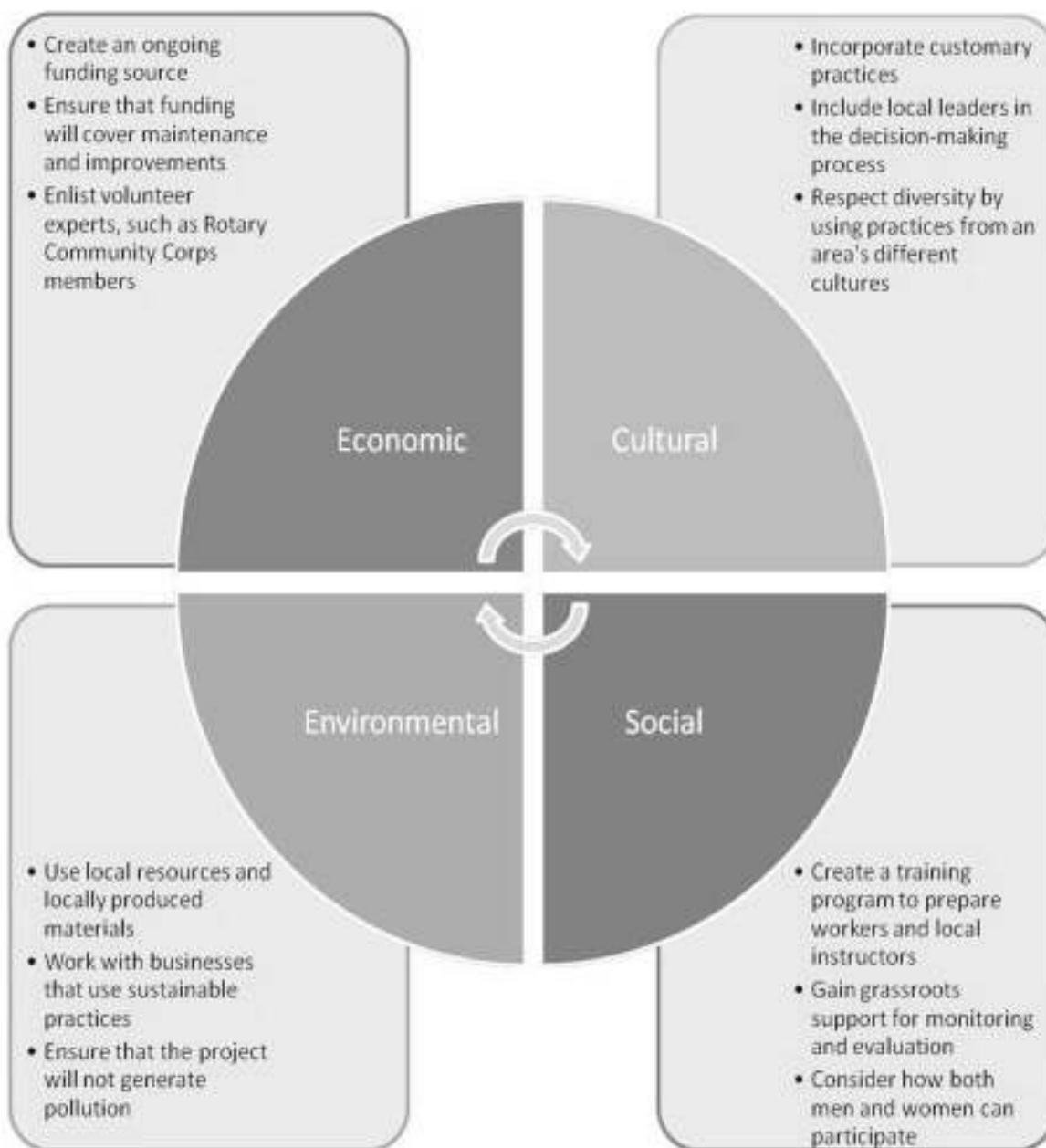
DDF = District Designated Funds

### FOUNDATION FUNDING



## Insert TS-3: What Is Sustainability?

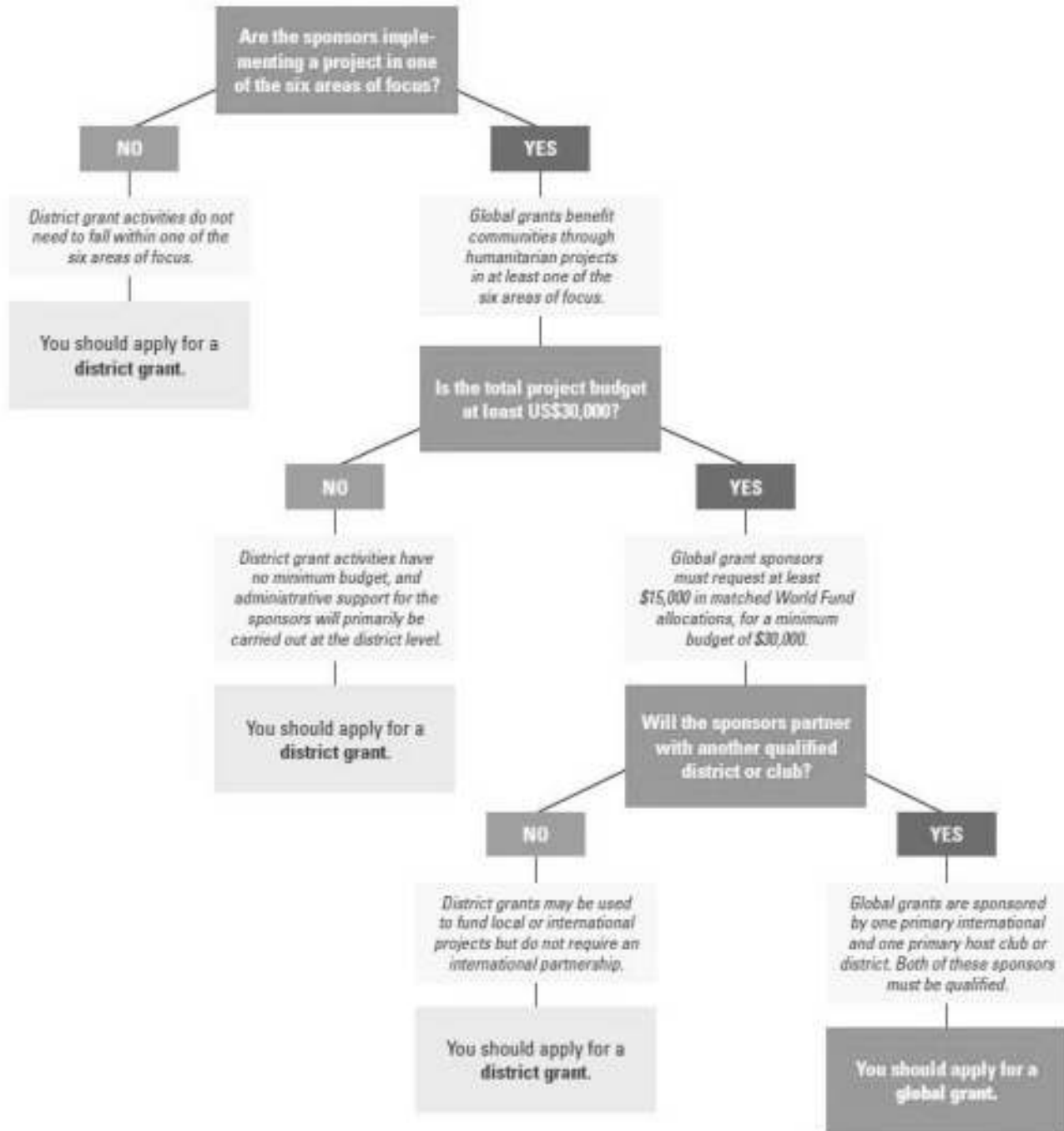
The word sustainable often describes something that is environmentally friendly. But environmental concerns are just one aspect of sustainability. Economic, cultural, and social factors are equally important. When a humanitarian project addresses all four levels of sustainability, it has a better chance of producing long-term benefits for the community it serves. Here are examples of ways to incorporate sustainability into your next project. [From *The Rotarian*, Feb. 2012]



## Insert TS-4: Grant Model Flowchart

### Determining a Grant Type for a Humanitarian Project

A district/club is interested in a **humanitarian project**. The following questions can help Rotarian sponsors determine whether to apply for a global grant or a district grant.



Ref: TRF Training Workbook Jan 2013 17-19 San Diego CA USA

## **Insert TS-4: The Rotary Foundation Areas of Focus**

***We have identified specific causes to target to maximize our local and global impact. At the same time, we understand that each community has its own unique needs and concerns.***

***Through global grants and other resources, we help clubs focus their service efforts in the following areas.***

### **Promoting peace**

Today, 65 million people are displaced by armed conflict or persecution. Through our partnerships with several leading universities, Rotary Peace Fellows develop the skills to strengthen peace efforts, train local leaders to prevent and mediate conflict, and support long-term peace building in areas affected by conflict. We provide up to 100 peace fellowships per year at Rotary Peace Centers.

### **Fighting disease**

More than 100 million people are pushed into poverty each year because of medical costs. We aim to improve and expand access to low-cost and free health care in underdeveloped areas. Our members educate and mobilize communities to help prevent the spread of major diseases such as polio, HIV/AIDS, and malaria. Many of our projects ensure that medical training facilities are located where the workforce lives.

### **Providing clean water**

More than 2.5 billion people lack access to adequate sanitation facilities. At least 3,000 children die each day from diarrheal diseases caused by unsafe water. Our projects give communities the ability to develop and maintain sustainable water and sanitation systems and support studies related to water and sanitation.

### **Saving mothers and children**

At least 7 million children under the age of five die each year due to malnutrition, poor health care, and inadequate sanitation. To help reduce this rate, we provide immunizations and antibiotics to babies, improve access to essential medical services, and support trained health care providers for mothers and their children. Our projects ensure sustainability by empowering the local community to take ownership of health care training programs.

### **Supporting education**

Sixty-seven million children worldwide have no access to education and more than 775 million people over the age of 15 are illiterate. Our goal is to strengthen the capacity of communities to support basic education and literacy, reduce gender disparity in education, and increase adult literacy.

### **Growing local economies**

Nearly 1.4 billion employed people live on less than \$1.25 a day. We carry out service projects that enhance economic and community development and develop opportunities for decent and productive work for young and old. We also help strengthen local entrepreneurs and community leaders, particularly women, in impoverished communities.

### **Protecting the Environment**

The newest area of service addresses the challenges of our world including climate change and sustainable resource usage on land and in the ocean for the good of all.